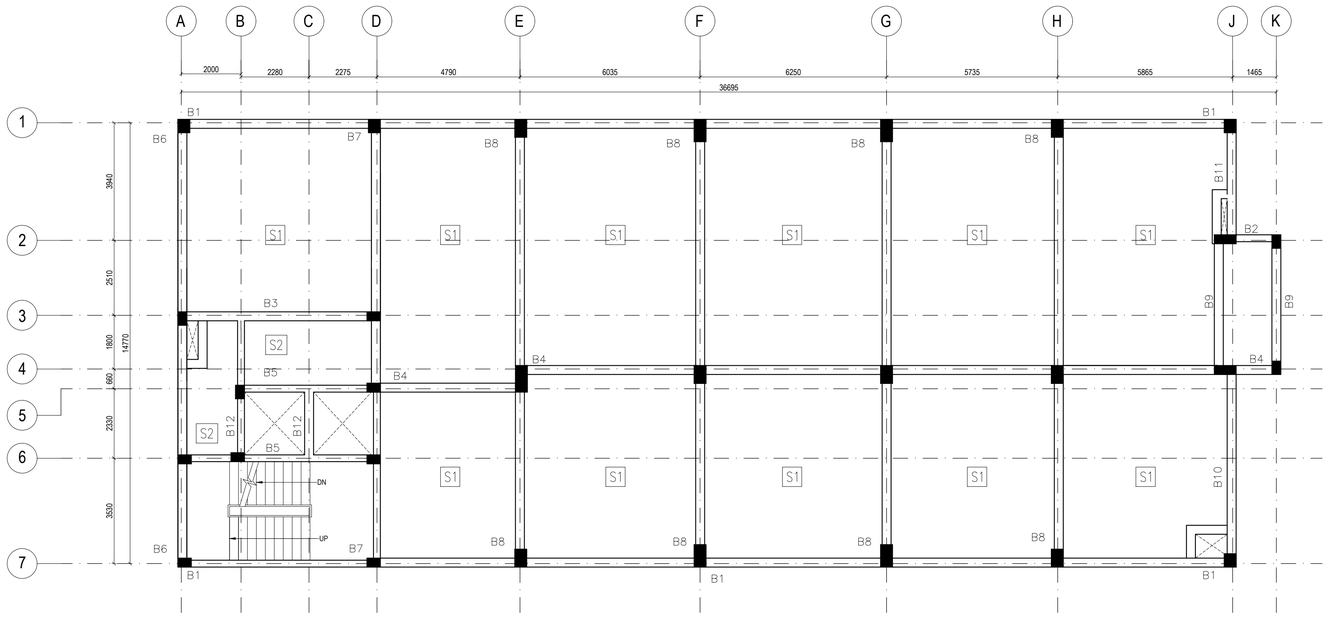

BEAM FRAMING PLAN OF STILT ROOF & FIRST FLOOR ROOF

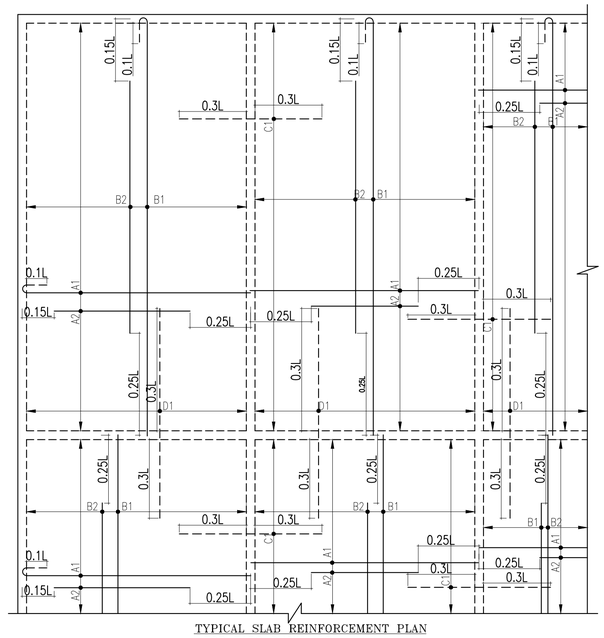

TYPICAL SLAB REINFORCEMENT PLAN
TOP BARS SHOWN AS - - - - - - - - - - - -
BOTTOM BARS SHOWN AS————————
ALL DISTRIBUTION STEEL SHALL BE
8ϕ@200c/c WHEREVER REQD.

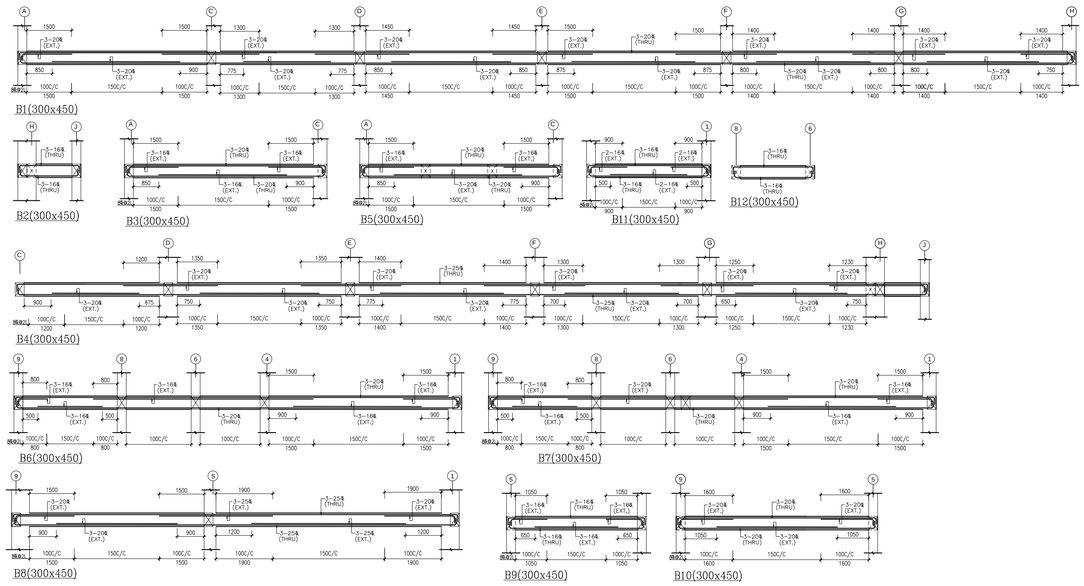

SLAB SCHEDULE DETAILS

S.NO	SLAB MARK	SLAB THICK	REINFORCEMENT			
			BOTTOM BARS		TOP BARS	
			SHORT DIST. (A=A1+A2).	LONG DIST. (B=B1+B2).	SHORT DIST. C1	LONG DIST. D1
1	S1	125	10ϕ@150C/C	10ϕ@150C/C	10ϕ@200C/C	10ϕ@200C/C
2	S2	115	10ϕ@150C/C	10ϕ@200C/C	10ϕ@200C/C	10ϕ@200C/C

*SPECIFY. A1,A2,B1,B2,C1,D1 IS DOUBLE THE SPECING A,B,C,D RESPECTIBLY

NOTES:-

1. All dimensions are in Millimeters, unless otherwise noted. Do not scale drawing, only written dimensions to be followed.
2. In case of discrepancy in drawing the same may be notified to NCPL before commencing work at site.
3. All structural / services drawings to be read in conjunction with Architectural Drawings.
4. The details in all the drawings to be read properly, understood and executed by competent qualified engineering personnel, trained in construction activities of such nature and magnitude. He/ she should possess adequate knowledge of Good engineering practices,relevant codes & standards for the area of concern.

NOTE: THESE TENDER DRAWINGS ARE FOR TENDER PURPOSE ONLY SHALL BE REPLACED BY GFC DRAWINGS FOR EXECUTION OF WORK AT SITE.

Client Sign:

Architect Sign:

Architect:
E-135, okhla industrial Estate
phase-III, New Delhi-110020
Phone - 26323045 5
Tel/Fax - 41605084
nirmanconsultants@yahoo.com
website - www.nirman.com
NIRMAN CONSULTANTS PVT LTD
total project management . architecture . planning . interiors

Project: PROPOSED__APPROVAL_BUILDING_PLAN ICAI_AGRA

Type Of Drawing: TENDER_STRUCTURAL_DRAWINGS

Title: INSTITUTE BUILDING
TYP. BEAM LAYOUT & SLAB DETAIL

Scale:	NTS	Sheet Size:	A1
Project No:		File No:	
North:		Drawing No:	NCPL/ICAI/S2/R01